

The HELLE Log Turner



Equipment may vary
from what is pictured.

PARTS MANUAL


HELLE Sawmill Equipment

Mfg. by Sawmill Hydraulics, Inc.

1-800-245-2448

www.4HELLE.com

LOG TURNER HYDRAULIC DRIVE



MOTOR SPROCKET
PART # 28-A-070
SPROCKET BUSHING
PART #03-A-065F



MAST SPROCKET
PART # 28-A-072
SPROCKET BUSHING
PART # 03-A-070B



HYDRAULIC MOTOR

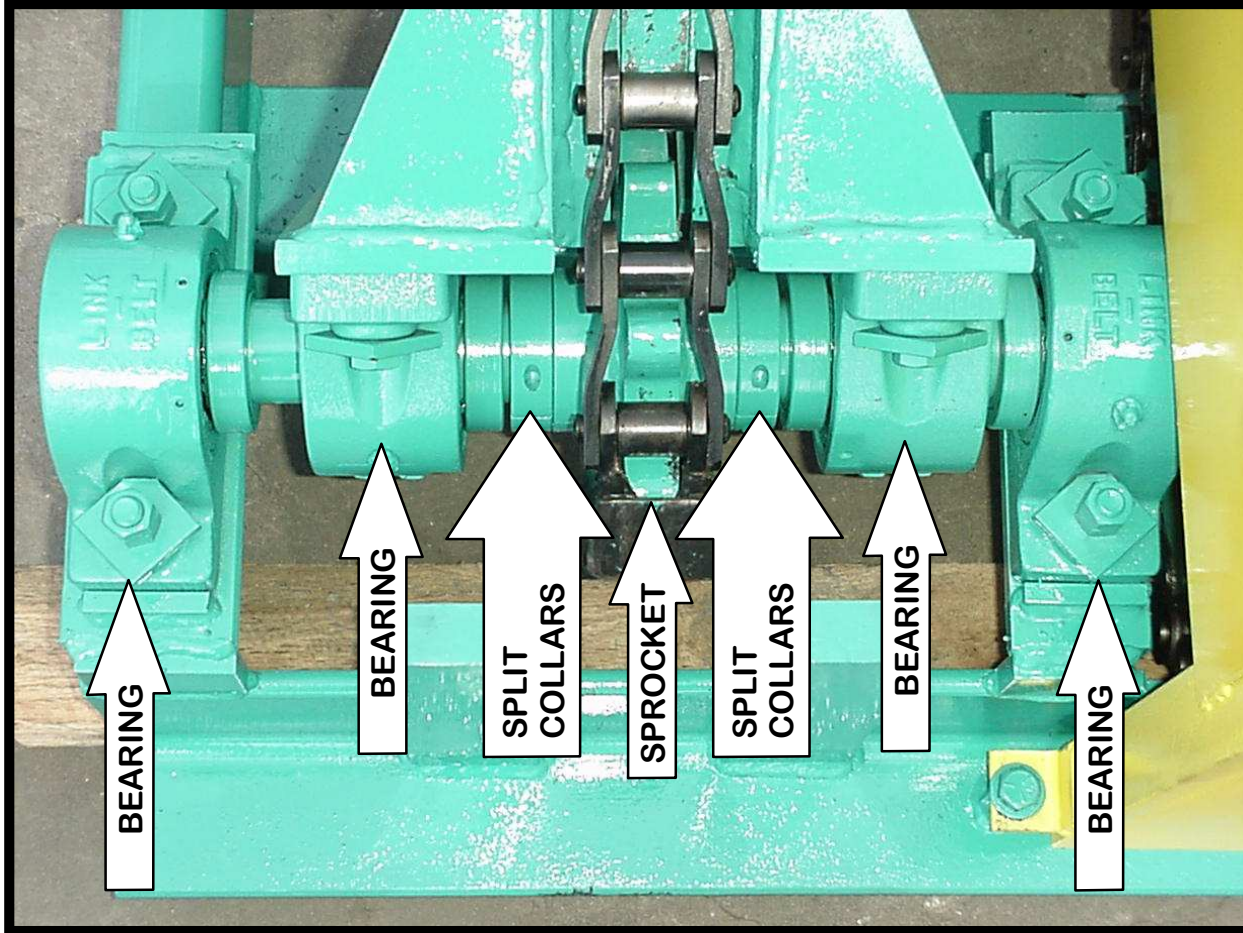
MODEL	PART #
B	20-B-149
C	20-B-151
D	20-B-151

HYDRAULIC ADAPTER
PART # 21-L-056



CHAIN
PART # 05-A-055
**NOTE: PLEASE HAVE CHAIN
LENGTH WHEN ORDERING.**

LOG TURNER BOTTOM SHAFT & PARTS





BEARINGS	
MODEL	PART #
B	01-D-115
C	01-D-115
D	01-D-255

SPLIT COLLARS	
MODEL	PART #
B	25-B-007
C	25-B-007
D	25-B-051

SPROCKET	
MODEL	PART #
B	28-A-085
C	28-A-085
D	28-A-142

SHAFT	
MODEL	PART #
B	26-B-042
C	26-B-042
D	CALL 1-800-245-2448

LOG TURNER CHAIN





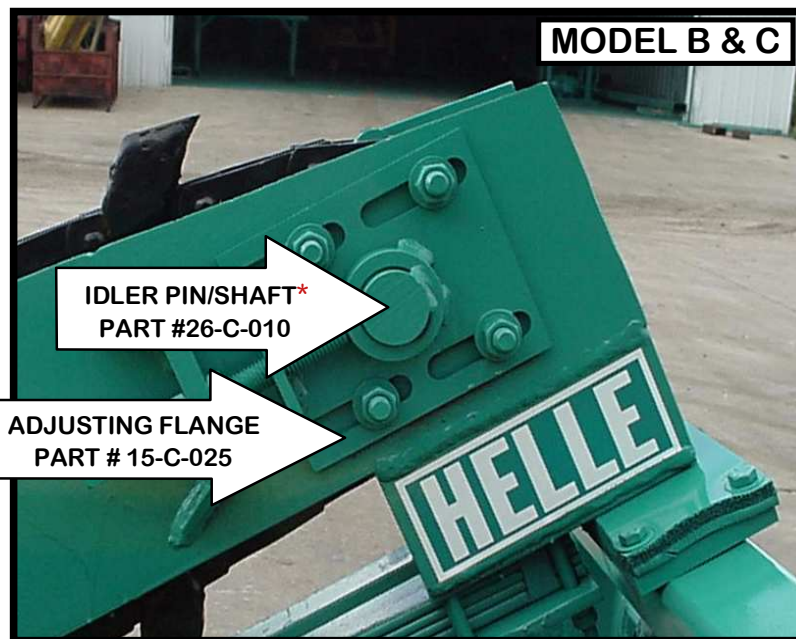
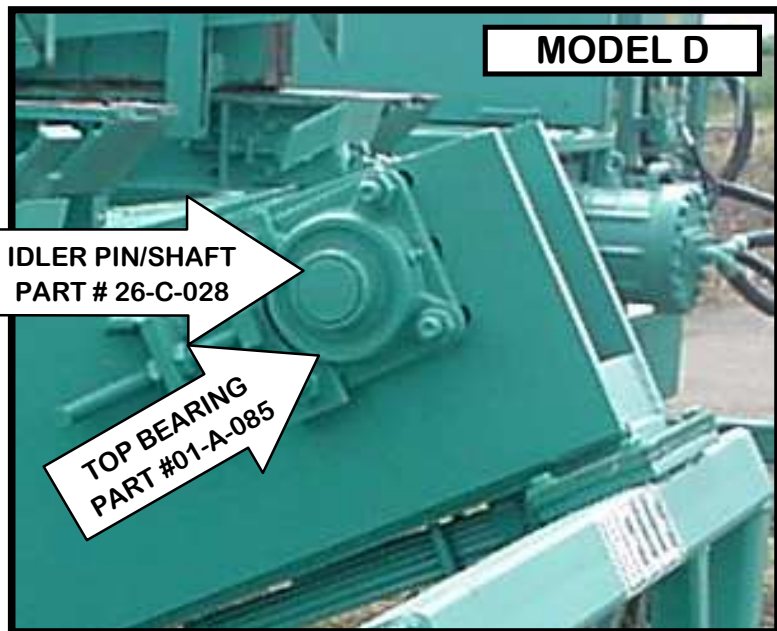
WEAR STRIP (Located under the chain inside the Log Turner mast)	
MODEL	PART #
B	15-C-070
C	15-C-075
D	15-C-075

LOG TURNER CHAIN (COMPLETE)		
MODEL	REGULAR CHAIN PART #	REVERSING CHAIN PART #
B	15-A-010	15-A-013
C	15-A-020	15-A-025
D	15-A-030	15-A-033

CHAIN PARTS					
MODEL	TOOTH ONLY		TOOTH LINK		CHAIN LINK PLAIN
	REGULAR PART #	REVERSING PART #	REGULAR PART #	REVERSING PART #	
B	21-M-203	04-B-031	15-C-006	CALL	05-B-080
C	21-M-203	04-B-031	15-C-006	THE FACTORY	05-B-080
D	15-C-009	15-C-008	15-C-007	1-800-245-2448	05-B-080


LOG TURNER TOP BEARING

*=IDLER PIN/SHAFT MUST BE ORDERED WITH ONE ADJUSTING FLANGE



LOG TURNER 15 HP PUMPING UNIT

RETURN FILTER
PART # 10-A-100



15HP MOTOR
PART # 20-A-078


SIGHT GAUGE
PART # 11-A-031

SHUTOFF
PART # 31-B-010


FILLER CAP
PART # 11-A-005



CHAIN COUPLING COMPLETE
PART # 06-C-010
NOTE: SPECIFY BORE SIZE WHEN ORDERING




RELIEF VALVES
PART # 31-B-155



GEAR PUMP
PART # 23-A-038
SEAL KIT FOR PUMP
PART # 24-E-160

NOTE: IF YOUR LOG TURNER PUMP IS PART OF YOUR FEED WORKS PUMP YOU HAVE A PUMP PART # 23-A-040. THIS USES THE SAME PART # 24-E-160 SEAL KIT FOR MORE INFORMATION CALL THE FACTORY AT 1-800-245-2448.

LOG TURNER PUSH POINT



SPRING SUPPORT
PART # 15-B-070

CHAIN GUIDE
PART # 15-A-005
**NOTE: HAVE LOG
TURNER MODEL WHEN
ORDERING**

CYLINDERS	
MODEL	PART #
B	07-C-040
C	07-C-045
D	07-C-045

**NOTE: FOR A PARTS
BREAKDOWN, SEE PAGE
LABELED 2-1/2" CYLINDER**






COMPLETE SPRING SETS	
MODEL	PART #
B	15-B-050
C	15-B-060
D	15-B-067

**NOTE: FOR INDIVIDUAL
PARTS SEE PAGE
LABELED
"LOG TURNER LEAF
SPRINGS"**

TENSION BAR	
MODEL	PART #
B	15-C-063
C	15-C-065
D	15-C-064







LOG TURNER LEAF SPRINGS


MODEL B LEAF SPRINGS KIT PART # 15-B-050

-  SHIM PART # 15-B-040
-  8" PART # 15-B-035
-  12" PART # 15-B-005
-  16 1/2" PART # 15-B-010
-  20 1/2"HD PART # 15-B-020









MODEL C LEAF SPRINGS KIT PART # 15-B-060

-  SHIM PART # 15-B-040
-  8" PART # 15-B-035
-  12" PART # 15-B-005
-  16 1/2" PART # 15-B-010
-  20 1/2" PART # 15-B-015
-  24 1/2"HD PART # 15-B-030




MODEL D LEAF SPRINGS KIT PART # 15-B-067

-  SHIM PART # 15-B-040
-  8" PART # 15-B-035
-  12" PART # 15-B-005
-  16 1/2" PART # 15-B-010
-  20 1/2"HD PART # 15-B-020
-  24 1/2"HD PART # 15-B-030




LOG TURNER VALVES

EDC CONTROL PARTS



CARTRIDGE VALVE
PART #31-B-340
120 VAC COIL
PART #08-C-141

STANDARD CONTROL PARTS




MANUAL VALVE
PART #31-B-240
SEAL KIT
PART #24-F-038



VICKERS VALVE
PART #31-B-115

PARTS


DESCRIPTION	PART #
O-RING KIT	24-E-065
120 VAC COIL	08-C-025
SEAL KIT	24-E-151



NORTHMAN VALVE
PART #31-B-133

PARTS

DESCRIPTION	PART #
O-RING KIT	***
120 VAC COIL	08-C-145
SEAL KIT	***



YUKEN VALVE
PART #31-B-133Y

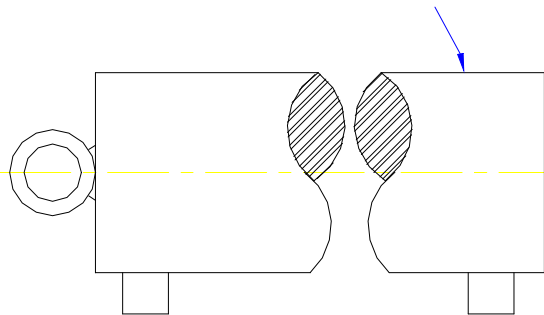
PARTS

DESCRIPTION	PART #
O-RING KIT	***
120 VAC COIL	***
SEAL KIT	***

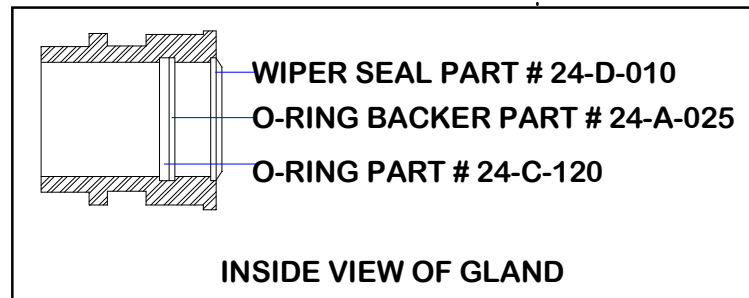
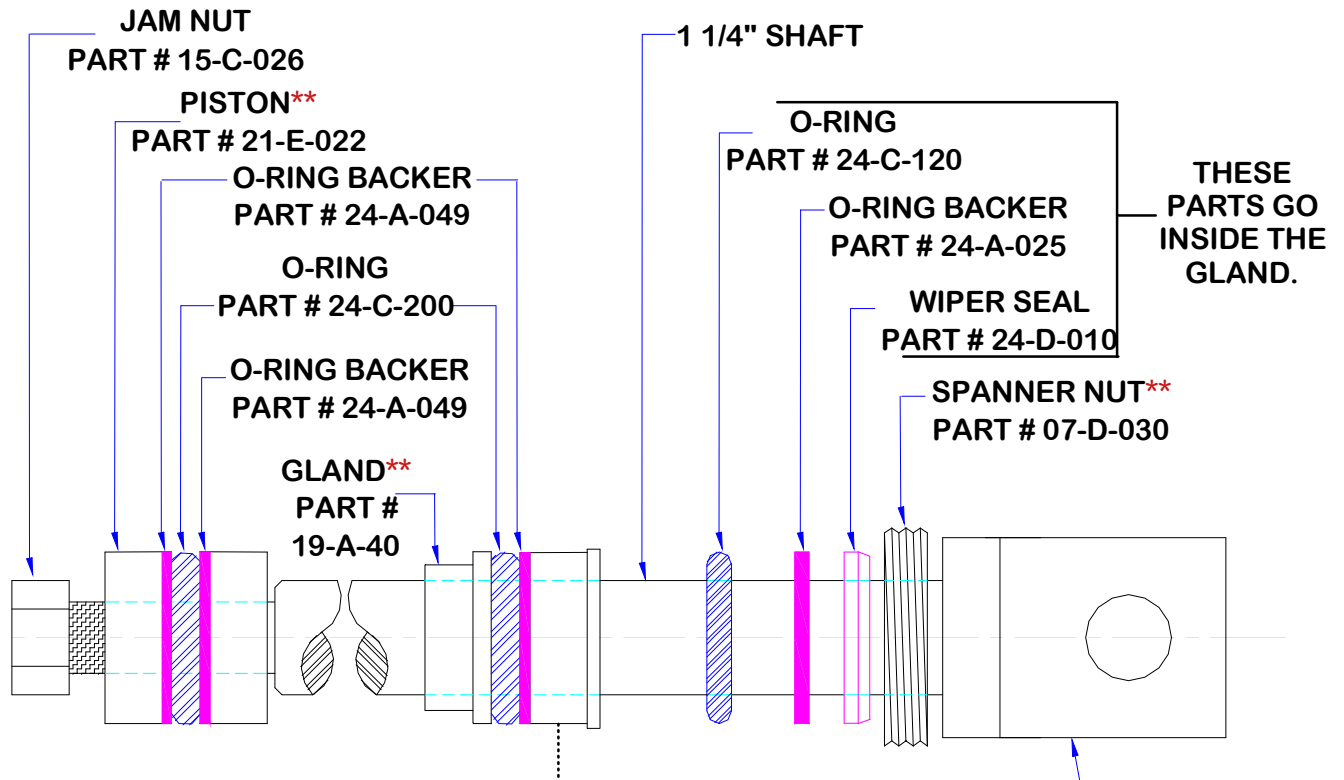
***=CALL FACTORY AT 1-800-245-2448 FOR INFORMATION

LOG TURNER 2-1/2" CYLINDER

CYLINDER BARREL**
 MODEL "B" IS PART # 07-D-005
 MODEL "C" IS PART # 07-D-015
 MODEL "D" IS PART # 07-D-015



****= THESE ITEMS ARE NOT INCLUDED IN THE SEAL KIT. THEY ARE ORDERED SEPARATELY. ALL OTHER PARTS ARE AVAILABLE SEPARATELY OR AS A KIT PART # 24-E-015.**



ROD & CLEVIS**
 MODEL "B" IS PART # 07-D-010
 MODEL "C" IS PART # 07-D-020
 MODEL "D" IS PART # 07-D-020

LOG TURNER EDC PARTS




JOYSTICK
PART # 08-E-602A

SWITCH
(inside joystick)
PART # 08-E-731



FOOT PEDAL
PART # 08-E-706



30 FT CONTROL CABLE
PART # 08-B-032
(FOR OTHER LENGTHS
CALL THE FACTORY)

LOG TURNER GEAR BOX DRIVE

ALUMMIUM ADAPTER, SEALS, GASKET &
BOLTS

PART # 21-L-039

SLEEVE (INSIDE ADAPTER)



PART # 15-C-011

STEEL ADAPTER

PART #21-L-040

HYDRAULIC MOTOR

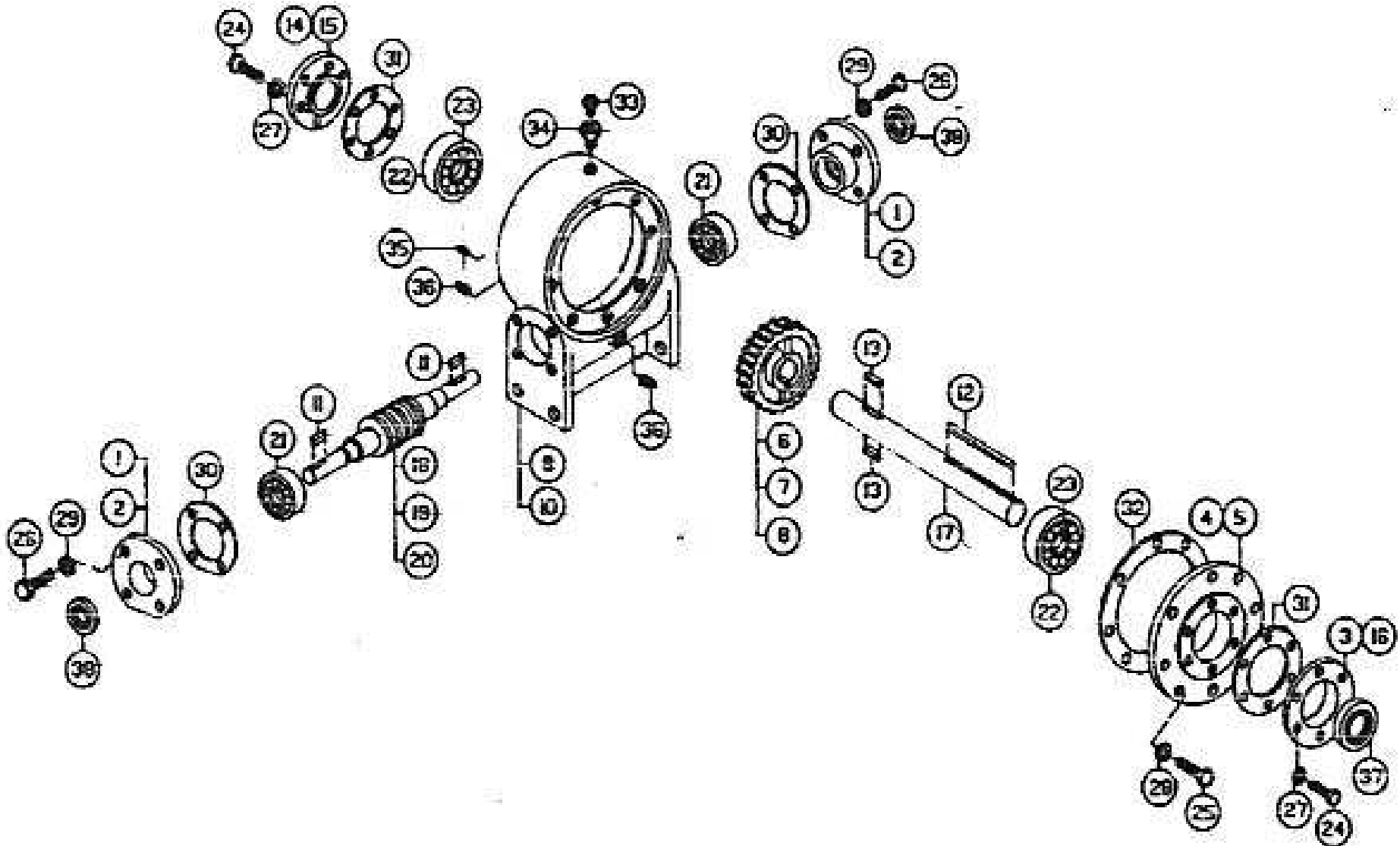
MODEL	PART #
B	20-B-010
SUPER B	20-B-150
C	20-B-015
SUPER C	20-B-125
D	20-B-015



IF YOUR DRIVE LOOKS
LIKE THIS THEN SEE THE
PAGE LABELED:
"GEAR BOX PARTS"

**NEW GEAR BOXES ARE
NO LONGER AVAILABLE.
PLEASE CALL FACTORY
ABOUT CONVERTING TO
THE NEW STYLE DRIVE.**

LOG TURNER Gear Box Parts



LOG TURNER GEAR BOX PARTS

PART #	DESCRIPTION	DIAGRAM #
12-P-005	END CAP	1
12-P-015	STEEL SLEEVE	3
21-A-013	STEEL RING	5
12-P-010	BRONZE GEAR	8
**	HOUSING	9
**	KEY (INCLUDED WITH WORM SHAFT)	11
**	KEY (INCLUDED WITH LOG TURNER/SHORT SHAFT)	12
**	KEY (INCLUDED WITH TURNER/SHORT SHAFT)	13
12-P-020	BACK PLATE (RETAINER)	14
26-B-007	LONG/TURNER SHAFT (with keys 12 & 13)	17
26-B-029	SHORT SHAFT (with keys 12 & 13)	17
12-P-050	WORM SHAFT	18
01-C-070	INPUT BALL BEARING	21
12-P-035	OUTPUT BEARING RACE	22
12-P-030	OUTPUT BEARING	23
**	29X21 SCREW 414069	25
**	29X23 SCREW 414234	26
**	29X22 WASHER 418169	28
24-B-020	THICK CORK GASKET (WORM SHAFT)	30
24-B-023	MEDIUM PAPER GASKET (WORM SHAFT)	30
24-B-024	THIN PAPER GASKET (WORM SHAFT)	30
24-B-026	THICK CORK GASKET (LOG TURNER/SHORT SHAFT)	31
24-B-025	MEDIUM PAPER GASKET (LOG TURNER/SHORT SHAFT)	31
24-B-022	THIN PAPER GASKET (LOG TURNER/SHORT SHAFT)	31
24-B-027	LARGE GASKET (LOG TURNER/SHORT SHAFT)	32
08-E-010	SMALL RELIEF FITTING/BREATHER	33
08-E-009	BUSHING/REDUCER	34
24-D-086	LARGE OIL SEAL (LOG TURNER/SHORT SHAFT)	37
24-D-080	SMALL OIL SEAL (WORM SHAFT)	38
15-C-011	STEEL SLEEVE	
21-L-040	STEEL ADAPTER	
21-L-039	ALUMINUM ADAPTER KIT (w/seals, gasket, & bolts)	
NB-A-071	3/8-16 X 1 COUNTER BORE SCREWS (USED ON ADAPTOR)	

SEAL KIT PART # 24-E-125 (CONTAINS THE PARTS BELOW)			
PART #	DESCRIPTION	DIAGRAM #	QUANTITY
24-B-020	THICK CORK GASKET (WORM SHAFT)	30	2
24-B-023	MEDIUM PAPER GASKET (WORM SHAFT)	30	2
24-B-024	THIN PAPER GASKET (WORM SHAFT)	30	2
24-B-026	THICK CORK GASKET (LOG TURNER/SHORT SHAFT)	31	2
24-B-025	MEDIUM PAPER GASKET (LOG TURNER/SHORT SHAFT)	31	2
24-B-022	THIN PAPER GASKET (LOG TURNER/SHORT SHAFT)	31	2
24-B-027	LARGE GASKET (LOG TURNER/SHORT SHAFT)	32	1
24-D-086	LARGE OIL SEAL (LOG TURNER/SHORT SHAFT)	37	1
24-D-080	SMALL OIL SEAL (WORM SHAFT)	38	2



**WE STILL MAKE HOUSE CALLS.
CALL TODAY TO SCHEDULE A SERVICE CALL**

By Phone At:
1-800-245-2448

By Fax At:
(309)-245-5126

By Mail At:
Sawmill Hydraulics, INC.
23522 W. Farmington Road
Farmington, IL 61531

By E-mail At:
Parts@4HELLE.com

Or Visit Us On The Web At:
www.4HELLE.com

To order these or any other parts for your sawmill equipment, please feel free to contact us.



Thank you for your continuing business.



WE ARE HERE TO SERVICE YOU!

HELLE Sawmill Equipment

Mfg. by Sawmill Hydraulics, Inc.

23522 W. Farmington Road

Farmington, IL 61531

1-800-245-2448

www.4HELLE.com

FAX 309-245-2448

Live Deck: Standard & Heavy Duty
Carriages: 36", 40", 48", 60" openings
Overhead End Dogging Scragg Mill
Hydrostatic Feedworks: 40, 60, 100HP
Vertical Edger: 2, 3, and 4 Saw
Model B, C, and D Log Turners
Double End Trimmer
Husk & Offbearers
Computerized Setworks
Custom Built Sawmill Machinery
Rebuilt And Used Equipment
And Much, Much More

The Leader In Sawmill Technology

Ahead In Design And Engineering

